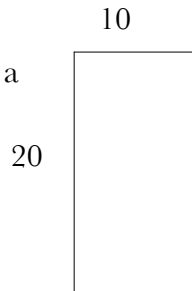


IATSE Local 470


Typical rigging floor markings

When laying out bridle legs be sure to mark onstage length on the onstage side or the upstage on the upstage

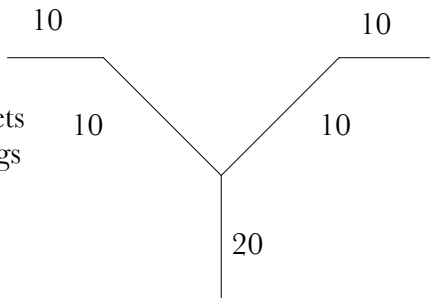
Choke with a down leg
Also a dead hang Basket with a
down leg



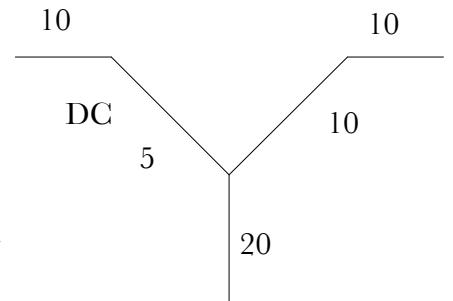
Choke - Straight using a 20 foot
stinger



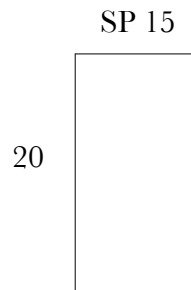
Bridle with
stinger layout,
given 10' baskets
with 10 foot legs
and a 20'
stinger




Bridle with Deck
Chain and stinger
layout, given 10'
baskets, Deck
Chain, 5' leg and a
with 10 foot leg and
a 20' stinger



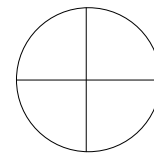
Split Basket with stinger
given split 15' basket and a
20' stinger



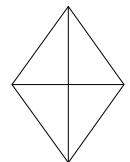
Typical markings found in point layout



Two (2) Ton



One (1) Ton



Half (1/2) Ton